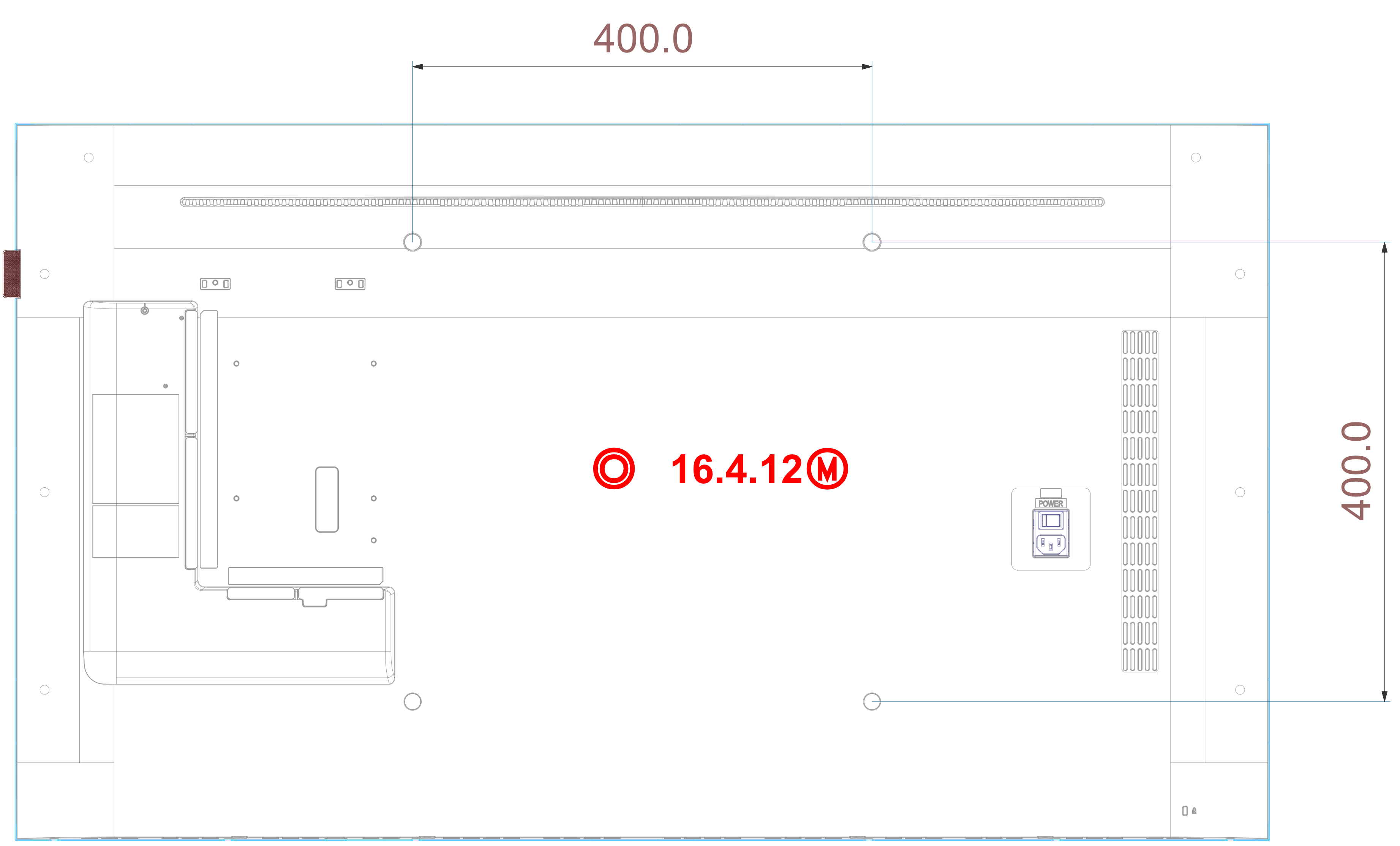




This drawing is property of SDC. Use or copy of this drawing without proper permission of the appropriate technical document managing department is prohibited. Copy with the threshold of substances which are specified in ODA-200

| Rev. No | ED | CODE | RECORD | REMARK |
|---------|----|------|--------|--------|
| | | | | |

PMF/PHF 49inch Mechanical Drawing_160412

SET SIZE (WxHxD) : 1092.6x624.8x29.9
BEZEL WIDTH(T&R&L/B) : 6.9 / 8.9
VESA HOLE : 400x400



| PART NAME | UNIT | TOLERANCE | SCALE | CODE No. | SPECIFICATION | PROJECTION | SHEET NO | DWG. Rev |
|-----------------------|------|-----------|-------|----------|---------------|------------|----------|----------|
| FHD-49-PM45P-ASSY-SET | MM | | | | | | | |